



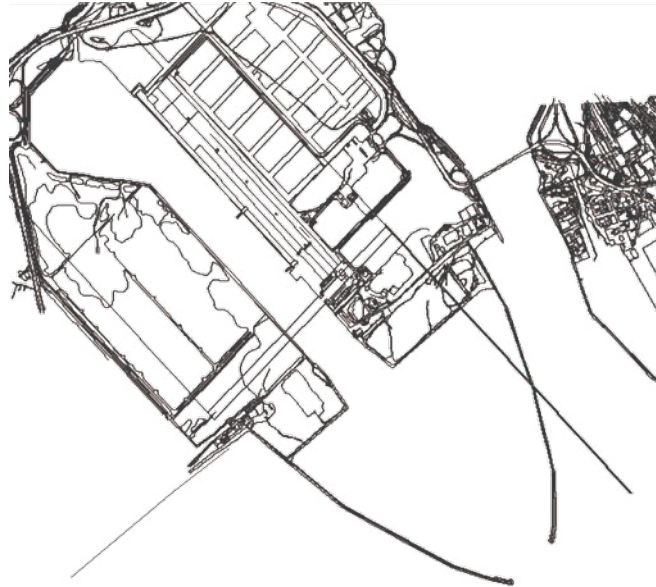
TERMINAL LAYOUT & DATA

BERTHS

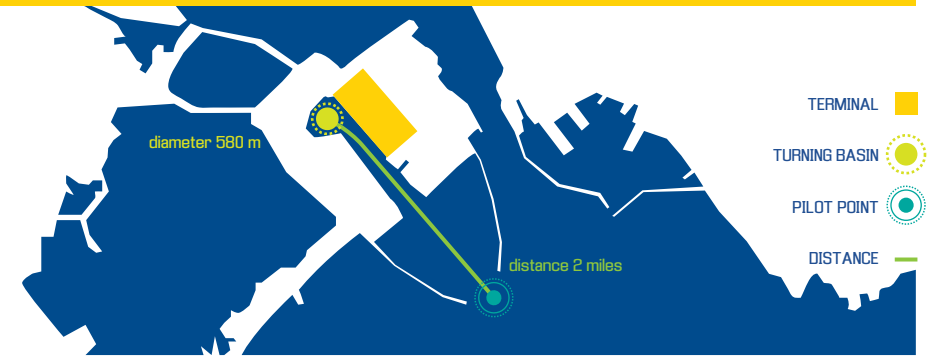
ACTUAL QUAY	1,520 m	RODO RAMP	27.50 m width 1.55 m height above waterlevel
--------------------	---------	------------------	---

YARD

ACTUAL YARD	400,000 sqm	STACKING CAPACITY	24,000 TEUs
ADDITIONAL EXPANSION YARD	500,000 sqm of which 170,000 sqm already rent	HANDLING CAPACITY	1.3 million TEUs 3.6 million TEUs potential development
		REEFER PLUGS	1,000



NAVIGATION DETAILS & PORT SERVICES

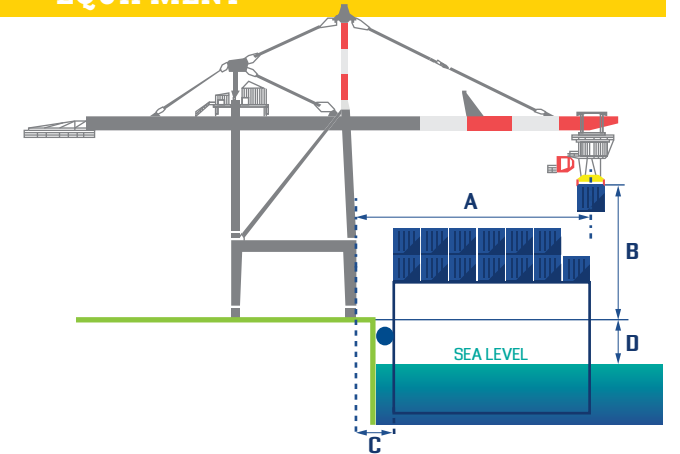


APPROACH CHANNEL WATER DEPTH	21.00 - 16.00 m	HEIGHT ABOVE WATER LEVEL	2.80 m
WIDTH OF THE PORT CHANNEL	216.00 m	TIDAL RANGE	0.25 m
TURNING BASIN WIDTH	580.00 m	TUGS FLEET	5 x 3,000 - 5,750 HP
PORT CHANNEL WATER DEPTH	16.00 m	PILOTS	4 pilots (H 24)
DISTANCE PILOT STATION-BERTH	1.5 n.m.		



EQUIPMENT

- 7 Actual quay cranes
additional 11 cranes potential expansion
- 1 Harbour mobile crane (35.50 tons under spreader-100.00 tons under hook)
- 17 RTGs
- 31 ITVs
- 32 ITVs trailers
- 3 Low bed trailers
- 11 Working cages
- 3 Mafi (80.00/100.00 tons capacity)
- 8 Twin Lift spreaders (46.20 tons capacity)
- 6 Reach-stackers (42.00/45.00 tons capacity)
- 9 Front loaders (3.00/4.00 tons capacity)
- 1 Fork lift (40.00 tons capacity)
- 1 Fork lift (36.00 tons capacity)
- 1 Fork lift (33.00 tons capacity)
- 1 Fork lift (26.00 tons capacity)
- 1 Fork lift (16.00 tons capacity)
- z6 Fully automatic over-height frames (20/40')
- 2 Manual over-height frames (20/40')



QUAY CRANES TECHNICAL DETAILS

CRANE	YEAR OF COMMISSIONING	CAPACITY UNDER SPREADER (tons)	HEAVY LIFT CAPACITY UNDER HOOK (tons)	A OUTREACH (m)	INSIDE CLEARANCE BETWEEN LEGS	B MAX LIFTING HEIGHT ABOVE RAIL TOTAL AIRDRAFT (m)	BACKREACH (m)	C DISTANCE SEA SIDE RAIL FENDER FACE (m)	D RAILS HEIGHT ABOVE SEA LEVEL (m)	OVERALL WIDTH OF CRANE (m)	RAIL SPAN (m)	ROWS ACROSS
QC01	1996	42.00	71.00	46.00	17.80	30.00	-	3.00	2.50	32.50	36.60	17
QC02	1996	42.00	71.00	46.00	17.80	30.00	-	3.00	2.50	32.50	36.60	17
QC03	2000	46.20	67.00	49.00	17.98	32.30	-	3.00	2.50	27.00	36.60	18
QC04	2000	46.20	67.00	49.00	17.98	32.30	-	3.00	2.50	27.00	36.60	18
QC05	2000	46.20	67.00	49.00	17.98	32.30	-	3.00	2.50	27.00	36.60	18
QC06	2000	46.20	67.00	49.00	17.98	32.30	-	3.00	2.50	27.00	36.60	18
QC07	2000	46.20	67.00	49.00	17.98	32.30	-	3.00	2.50	27.00	36.60	18